

Welcome to No. 1 Royal Crescent!



Our Museum is located on the right hand side of the Royal Crescent in the heart of the Georgian city of Bath.

This is the front of the museum building. Directly opposite the museum is the beautiful Victoria Park, which you can explore whilst you wait for your tour, or go and enjoy after your visit to the museum.



General Information about a visit

Useful Icons



This room
contains audio



Toilets



Hand sanitiser



This room
contains videos



Baby Changing
Facilities



Information



Closed captions



Stairs



Gift Shop



no closed
captions



Accessible Lift



Sensory Bag



Do not touch
this object



Wheelchair
Accessible



Wayfinding



Strong Smells



Warning



Outdoor space



Busy room



Low lighting




Audio Visual
Transcript



Seating



No buggies or
mobility
scooters



Quiet Space



Barrier - no
entry



Audio visual
timings



Multimedia
Guide



You can touch
this object.



Accessible
toilet



Museum/History

Multimedia Virtual Tour



As parts of the museum are inaccessible by wheelchairs due to the age and listing of the house, you might be provided with a virtual tour of the rooms that you can't access with an iPad in a quieter space.



Accessible Lift



There is an accessible lift that will take you to the museum rooms on the ground and lower ground floors and the Andrew Brownsword gallery (this is our temporary exhibition and Learning space and can also be used as a quiet space if a visit becomes overwhelming) on the first floor.

Sadly there is not step free access to the Museum rooms on the first and second floor.



Floors




Inside the house you will find lots of different floor textures, from soft carpets to cold flagstones and squeaky wooden floorboards.



Our New Immersive Audiovisual Experience

Each room is now brought to life with audio and videos. As you travel through the house you will hear and sometimes see a family and their servants living a day in Georgian Bath.



Some rooms contain videos that will appear as you enter into the room. Most of the videos include closed captions. A transcript of the audio is available to borrow front the main entrance.



Most rooms hallways also have audio that will play through speakers like this as you enter.

The audio lasts a maximum of 5 minutes and when it is finished you will follow the footprints and move to the next room. We have included the timings for the audio elements in each room and hallway in this Social Story.



One-way System



A bell will ring to let the member of staff at the front door know that the audio visual experience is about to begin.

The museum is operating a one way system around the house so you will see barriers, signs and footprints directing you the correct way.

Once the audio in the room or corridor has ended (around 5 minutes for each room), you will then be able to follow the numbered footprints to the next room to hear the next part of the story.



Wayfinding



You will also find signs on music stands in each room to tell you where to go next and to give you an idea of what to expect in the story for the next room.



Seating



If you need a rest there is seating available in every room and most hallways. Some have arms and some are bench seating.



If you see a thistle like this on a chair it means that it is very old and we would prefer if you do not sit on it.

Please look around to find a chair without a thistle for you to sit on



Barriers/No Access Areas



Some rooms and corridors have barriers like these. These mean that you cannot enter this area because there are very fragile objects or because it is for staff only.

Some of the barriers are quite low so make sure to look out for them as you explore the house.



The Museum Route

Main Entrance



Here is our main entrance.

You will need to book a ticket for the museum online or by calling the Museum. It is best to arrive at least ten minutes before the start time of your tour.

The tour is on a timed sequence and will take around 55 minutes, with time between the audio to move to the next room.



Accessible (step-free) Entrance



This is our step free museum entrance, it is located to the right of the main museum entrance.

It is also the shop entrance.

When you come to this door you will be greeted to a member of staff who will show you to the lift and the beginning of your tour.

From here, you can also borrow a wheelchair from the museum free of charge for your visit.

You can also borrow a transcript of the Museum audio from here.



Main Entrance Hallway



As you enter through the main entrance door this is what you will see. From here you will be able to hear noises and voices from the audio visual tour around the house. A friendly member of staff will greet you here to introduce you to the house and explain how a visit works. They will also offer you a transcript of the audio visual tour if you would find it useful.


Don't forget to ask about our Sensory Bags here! These are free to borrow and all you need to do is to leave a form of photo ID which will be returned at the end of your visit.



The Dining Room



In the dining room you will hear the family chatting as they eat breakfast. The table is laid for breakfast with replica foods. There is an alarm on the table as some of the objects displayed are very old, do not touch the objects on the table.

 4:00 minutes



The Morning Parlour



In the Morning Parlour you will hear the mother chatting to the housekeeper while drinking tea.

There is a fake door at the far corner of the room.

There is a seat available to sit on.



3:26 minutes

The Gentleman's Retreat



The Gentleman's Retreat has audio of the father and son talking. There are many interesting souvenirs on display in this room, from rocks and fossils to new age inventions.

You can wind the handle on the electrical machine on the green table and touch the large globe on the pull out green shelf.

As you leave the Gents Retreat there is a glass floor to display a very old staircase. You can choose to walk back through the parlour if you would not like to walk across this.



3:14 minutes

Corridors



The corridors and staircases also have audio of members of the family and their servants talking. There is bench seating available in most corridors.

In the ground floor corridor there is a very old sedan chair on display. This is very fragile, do not touch this.



max. 01:30 minutes

The Ladies Bedroom



You will enter the Ladies Bedroom through the jib door - this is a servants door that looks like part of the wall.

There is audio of the mother, sisters and the Ladies Maid talking in this room.



2:50 minutes



The Withdrawing Room



In the Withdrawing Room there is a video being projected onto the wall at the back of the room of the two sisters chatting and playing the harpsichord.

All audio in this room is captioned.

There is an alarmed barrier in this room as the carpet is very old and fragile. Take care to not walk past the barrier.

There is seating available to sit and watch the video.



4:25 minutes



The Gents Bedroom



The Gentleman's bedroom has a video playing on the mirror of the father and son of the family talking.

There is audio in this room and the video is captioned.



4:15 minutes



The Servants Stairs (to go down to the basement)



You will take the servants staircase down from the second floor to the basement. This is a winding staircase and is quite narrow and steep. The lighting levels can also be low in some places. There is a bannister to hold onto.

There is some audio playing in this space of servants walking up and down the stairs.



1:30 minutes



The Kitchen Passage



Before you enter the kitchen and scullery you will need to check that this corridor is empty as you leave the same way that you come in.

There no audio playing in this space.

You may smell chocolate in the air.

The lighting levels are very low.



The Kitchen



In the kitchen you will see a video being projected onto the kitchen table and hear audio of the cook talking to the scullery maid. The audio is not captioned



You will also smell chocolate in the air.

There are lots of old objects on display in here.



2:20 minutes



The Scullery



The scullery is where the servants would clean, iron and store food and coal.

You can open the food store cupboards to look inside. They are filled with replica food.

There is audio playing in this room of the scullery maid talking to the footman.



You can also try pushing the well pump, which would have drawn water out of the well.



5:24 minutes

The Housekeepers Room



The housekeepers room is the smallest room in the house.

There is audio playing in this room.

There are some spice drawers in here that you can touch and smell.



2:05 minutes

The Servants Hall



The servants hall is a large room that is also used for school workshops.

There is audio playing in this room

This room also has a secondhand library for visitors to explore on the bookshelves.



2:05 minutes



Exit and Courtyard



As you exit the Museum at basement level you will find an outdoor courtyard with seating, an outdoor toilet for visitors to use and steps leading up to the shop entrance.



Andrew Brownsword Gallery **Quiet Space**

Above the shop is the Andrew Brownsword Gallery, a temporary exhibition space. This is also the Learning space.

This is a quiet space to relax in.

In here is comfy seating, games to play, objects to handle and dressing up clothes.



Step-Free Exit



If you require step free access, you will take the lift back up to the shop floor and exit through the door that you entered through. Baby changing facilities and an accessible toilet are also located near here

If you have borrowed a sensory bag or a transcript, please return this to the shop desk and collect your ID.

Don't forget to visit the shop as you leave!



Gift Shop



And that is your visit complete!

Please speak to a team member if you have any questions or require assistance with purchasing anything from the Gift Shop.

